


# Personalized Pancakes

Serves 6



Name \_\_\_\_\_

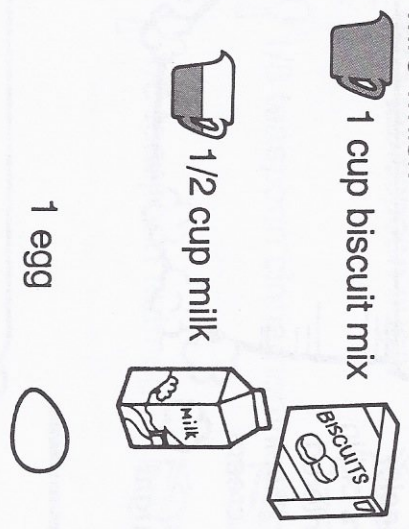
We read \_\_\_\_\_

and made **Personalized Pancakes**.

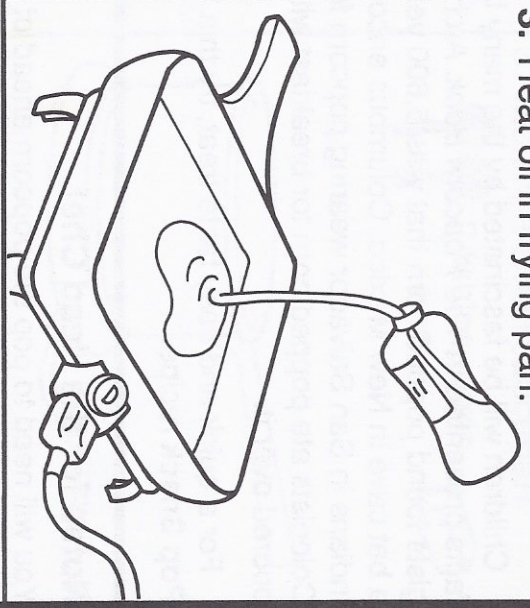
1. Gather the ingredients.

- 1 cup biscuit mix
- 1/2 cup milk
- 1 egg
- oil
- syrup
- butter

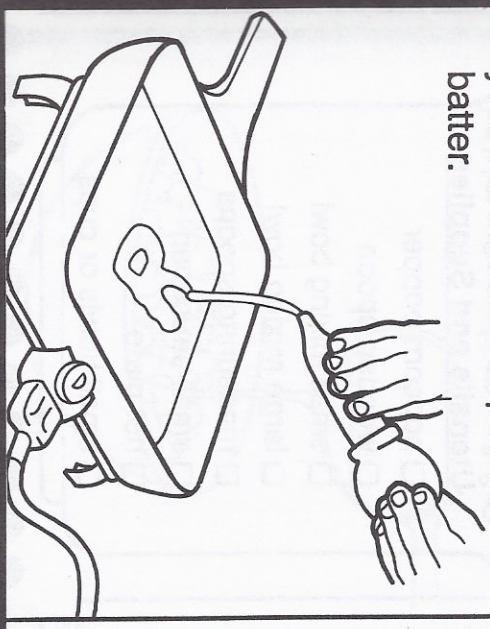
2. Beat together in a bowl with a wire whisk




3. Heat oil in frying pan.



4. Use a turkey baster to make your initials with the pancake batter.



5. Cook until bubbles form and begin to pop. Turn and cook until golden.



6. Serve with syrup, fresh fruit, or powdered sugar.

