
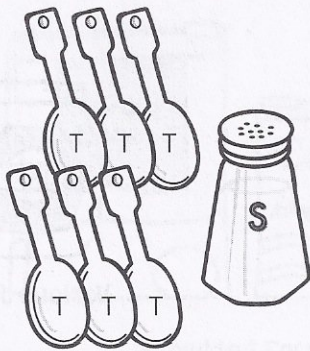


Ice Cream in a Bag


Ingredients:



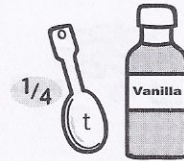
½ Cup Whole Milk



6 Tablespoons Salt



1 Tablespoon Sugar



¼ Teaspoon Vanilla




For this recipe you will also need ice and zipper-top bags (pint-sized and gallon-sized).

step

1

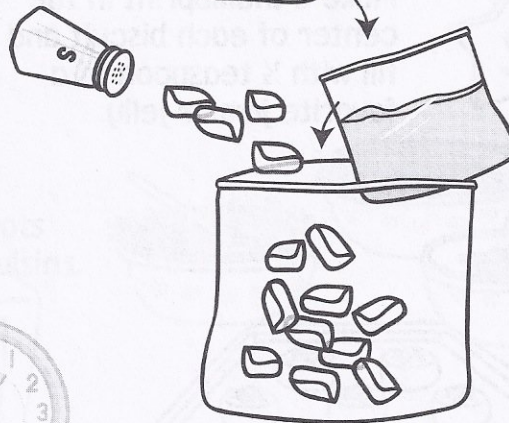
Place milk, sugar, and vanilla in a pint-sized zipper-top bag and seal.



step

2

Fill gallon-sized zipper-top bag most of the way with ice and salt. Push small bag into the ice and seal.



step

3

Shake for about five minutes, or until mixture begins to thicken. Remove ice cream from small bag and enjoy.

